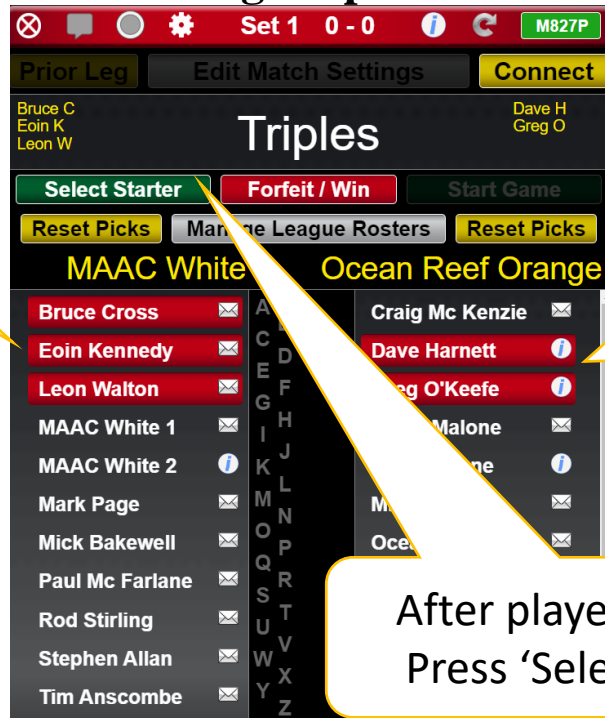


Playing with a player short

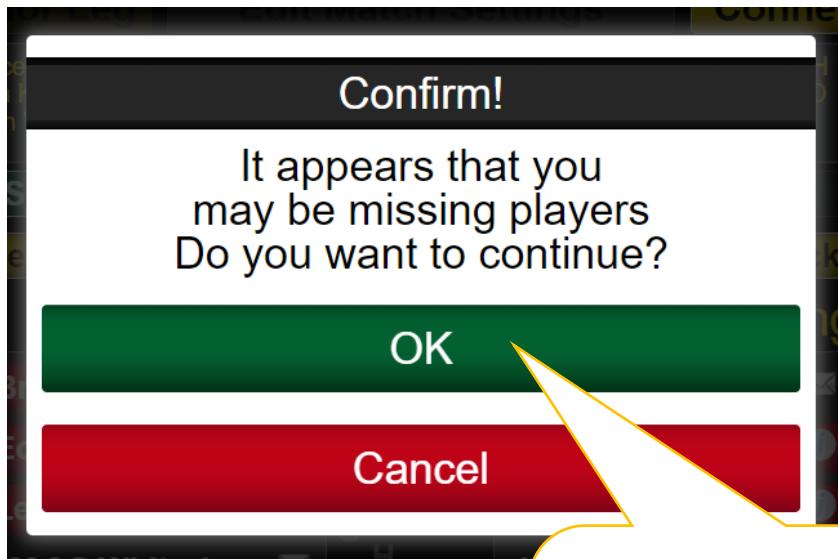
Playing with a player short e.g Triples

When you have selected the 3 players

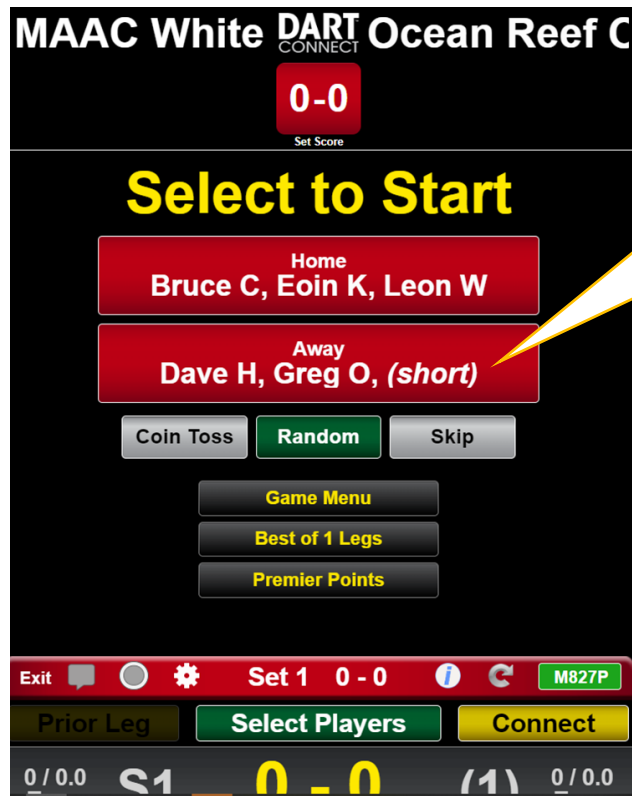


e.g. one team playing with a players short, only select two players

After players selected
Press 'Select Starter'



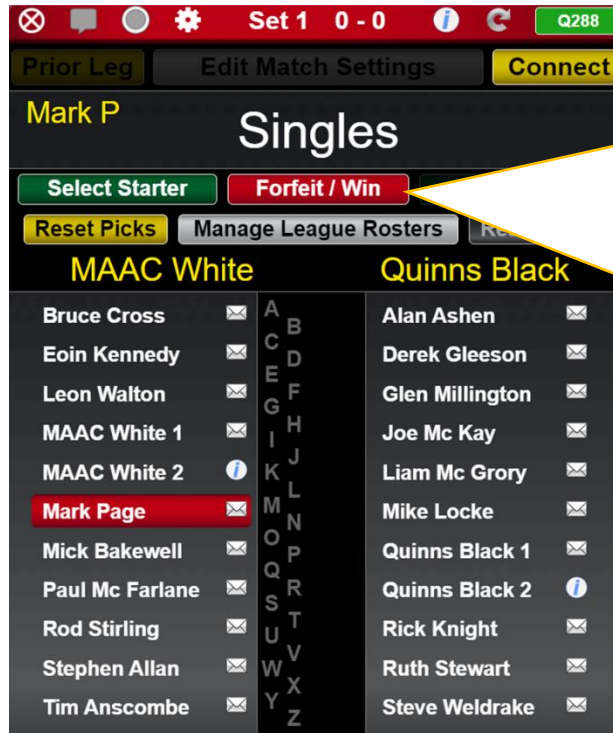
It will prompt you by telling you that a player is missing. Do you want to continue. Press OK



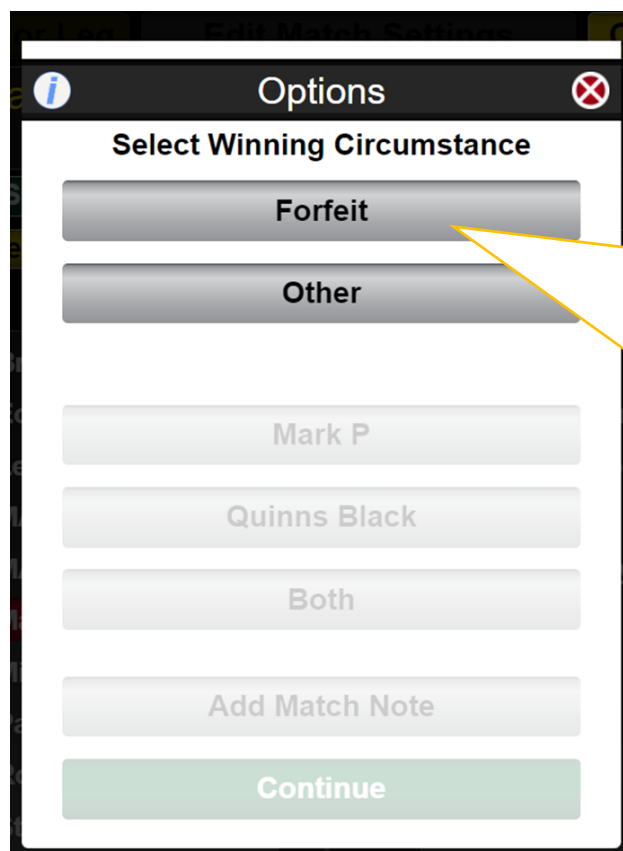
It will show that Team 2 is playing with a player short

When it comes to the third throw of the team playing short, it will automatically score a '0' and progress to the other teams throw.

Playing short and forfeiting a game (e.g. Singles)



If in the singles game and there is a player short, meaning a forfeit, then select the player who is available and then select 'Forfeit/Win'.



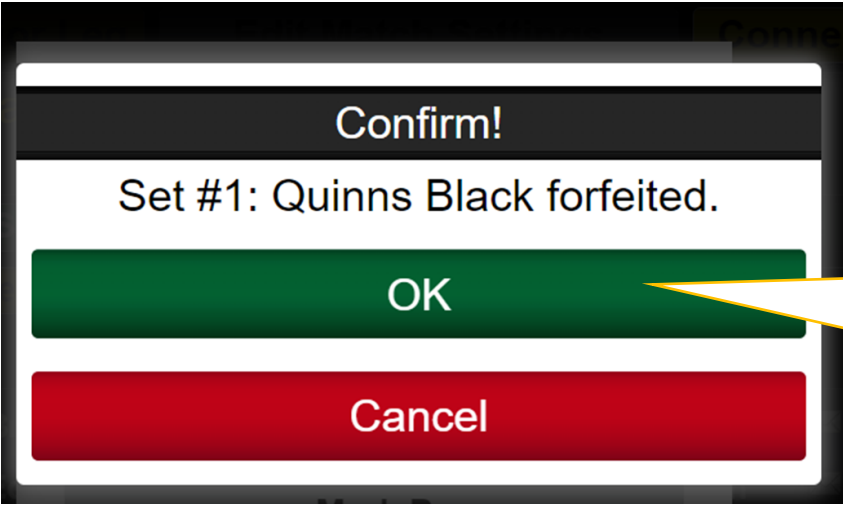
This screen will pop up asking about 'Winning Circumstance' Select 'Forfeit'.

The screenshot shows a mobile application interface titled "Options". At the top left is an information icon (i) and at the top right is a close icon (X). Below the title is the heading "Select Winning Circumstance". Under this heading, there are two buttons: "Forfeit" (highlighted in red) and "Other" (grey). Below these is the heading "Select Forfeiting Opponent". Under this heading, there are three buttons: "Mark P" (grey), "Quinns Black" (grey), and "Both" (grey). At the bottom of the menu are two more buttons: "Add Match Note" (grey) and "Continue" (green).

'Forfeit' will be highlighted in Red, You then have to select Forfeiting opponent e.g Quinns Black

The screenshot shows the same "Options" menu. In this state, the "Forfeit" button is still highlighted in red. The "Quinns Black" button under "Select Forfeiting Opponent" is now highlighted in red. The "Continue" button at the bottom is now highlighted in green.

Once both options are highlighted in 'Red', then select 'Continue'.



Confirm!
Then select
'OK'